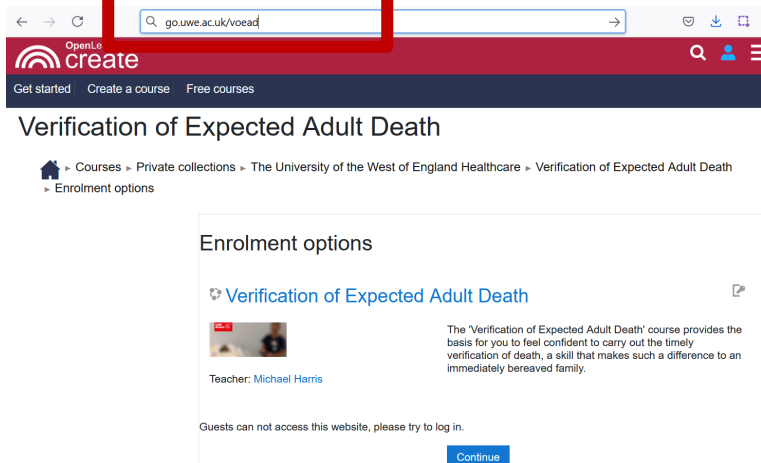


Presentation by

**Education  
Innovation  
Unit @ HAS**

# How to enrol onto the Verification of Expected Adult Death course

June 2021



**1** Go to the Verification of Expected Adult Death homepage at the following address: [go.uwe.ac.uk/voead](https://go.uwe.ac.uk/voead)

## Enrolment options

### Verification of Expected Adult Death



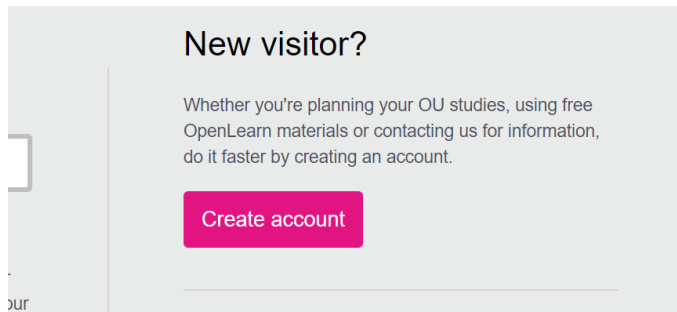
Teacher: [Michael Harris](#)

The 'Verification of Expected Adult Death' course provides the basis for you to feel confident to carry out the timely verification of death, a skill that makes such a difference to an immediately bereaved family.

Guests can not access this website, please try to log in.

**Continue**

**2** Click/tap on the **Continue** button.



**3** Because the course is hosted on a Open University platform, you'll need to create an OU account by click/tapping the **Create account** button

A screenshot of the Open University 'Create account' form. The form includes fields for: Title (dropdown), Forenames, Surname, Date of birth (DD, MM, YYYY), Email address, Retype email address, Phone number, Password, and Retype password. There is also a dropdown for 'Are you considering studying with the OU?'. Below the form, there is a checkbox for 'I accept the terms and conditions\*', a section for 'Your contact preferences' with a 'Would you like to hear from us?' question (Yes/No), and a 'Submit' button at the bottom.

**4** Fill in the Create account form and click the submit button.



Sign in | Contact the OU | Accessibility | Search the OU  
Courses | Postgraduate | Research | About | News & media | Business & apprentice

You are viewing information for **England** [Change country or region](#)

Thank you for creating an Open University account.

Whether you were just about to enrol onto one of 100s of free courses, join a debate or start to build your profile, use the link below to resume your OpenLearn journey.

[Sign in to return to the page you were on](#)

Your new Open University account means you can get the most out of OpenLearn, The Open University's home of free learning.

Try out free courses, interactive educational games and resources. Plus find out what our academics think or discover the range of TV and Radio programmes we make with the BBC and other broadcasters.

Visit [OpenLearn](#) and get started today!

Your contact preferences.

Your contact preferences have been recorded as requested.

We value your privacy, and promise never to sell your data to anyone else.

You can manage your preferences in your [account](#). If you don't have an OU account, you can still [change your preferences at any time](#). For more information on managing contact preferences and how we look after your personal information, please read our [privacy policy](#).

**5** You will receive an acknowledgment that your registration was successful. Ignore the 'Sign in' button and close this browser tab.

## Enrolment options

### Verification of Expected Adult Death



Teacher: [Michael Harris](#)

The 'Verification of Expected Adult Death' course provides the basis for you to feel confident to carry out the timely verification of death, a skill that makes such a difference to an immediately bereaved family.

Guests can not access this website, please try to log in.

[Continue](#)

**6** In a new tab/window go back to [go.uwe.ac.uk/voead](https://go.uwe.ac.uk/voead), and click/tap on the **Continue** button.

Username

- The email address you signed up with
- Your OU Computer username e.g. ab123. For OU students your OUCU will be the start of your @ou.ac.uk email address. E.g. ab123@ou.ac.uk
- If you're an OU student, the email address the university uses to communicate with you.

Please note you cannot use your Personal Identifier e.g. A1234567.

Password

[Sign in](#)

**7** Enter your **Username** (the email address you signed up with) and password and click/tap 'Sign in'

## Enrolment options

### Verification of Expected Adult Death



Teacher: [Michael Harris](#)

The 'Verification of Expected Adult Death' course provides the basis for you to feel confident to carry out the timely verification of death, a skill that makes such a difference to an immediately bereaved family.

Please confirm you want to enrol on Verification of Expected Adult Death. Please note you can edit your profile page at any time by clicking on the 'my profile' button. Please read the site [Terms & Conditions of use and privacy](#).

Enrolment key

[Click to enter text](#)

[Enrol me](#)

**8** You'll return to the Enrolment options page and be presented with an 'Enrolment key' field. In the text field, enter the code **'uwevod1'** and click/tap the 'Enrol me' button

The screenshot shows the OpenLearn 'create' page for the course 'Verification of Expected Adult Death'. The page includes a navigation bar with links to Home, Get started, Create a course, Free courses, and Collections. The course title is prominently displayed, along with a 'Free statement of participation on completion' badge. Below the title, it says 'You're on this course' with a green checkmark. A large image of the UWE Bristol logo is visible. On the right, there's a section 'About this course' with details: 4 hours study, Level 0: Beginner, and a 5-star rating (5 out of 5 stars). A 'You're on this course' section explains that users can download or print an Activity Record and gain a free 'Statement of Participation' / badge(s). A 'View your profile' button is at the bottom.


**9** You are now enrolled on the course.

The screenshot shows the 'Course content' section of the OpenLearn 'create' page. It lists five standards, each with a green checkmark indicating completion: Standard 1 | Introduction, Standard 2 | Definitions, Standard 3 | Responsibilities, Standard 4 | Preparing to verify death, and Standard 5 | The Clinical Skill. A progress bar at the top shows '88% completed'.

**10** You can access the seven 'Standards' content and final completion test by scrolling down to **Course Content**

**11** Once you have completed the seven standards and achieved an 80% pass in the completion test you can download or print a Statement of Participation.

This is your evidence that you have undertaken the Verification of Expected Adult Death online CPD course.



The screenshot shows the 'Course rewards' section of the OpenLearn 'create' page. It includes a 'View your Statement of participation' button and a 'View your profile' button. The 'Course rewards' section is highlighted with a red box.